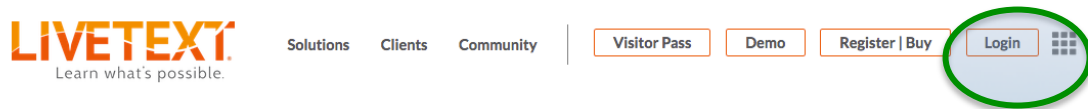


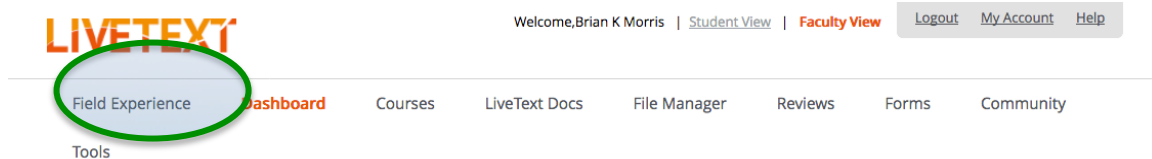


## LIVETEXT Login Instructions:

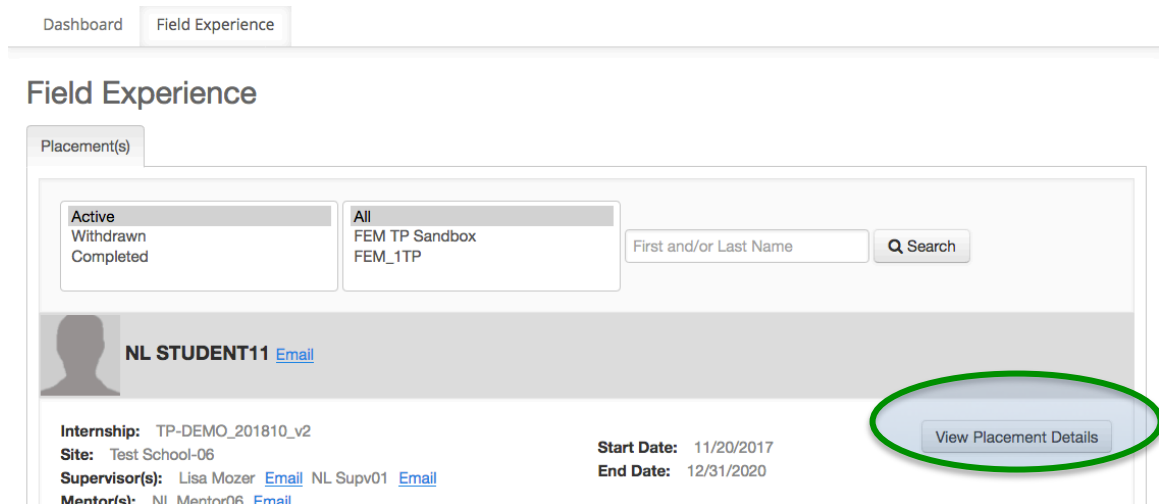
1. Go to [www.livertext.com](http://www.livertext.com)
2. Click the **Login** button at the top right of the page and enter your username and password.



3. You will land on the **Dashboard** by default. Navigate to the **Field Experience** tab on the far left of the window.



4. Once in the Field Experience tab, scroll down to see your list of students. Additional placement information should be visible as well. To view full placement details, click the gray button on the right of the screen that says **View Placement Details**.



5. All placement details can be viewed in this window in the left column. In the right column, students may enter their observation hours and have them approved (where applicable). This is also the location for completing the competency appraisals. In the center of the page appraisals are listed for students, supervisors and mentors (cooperating teachers). Click ***Begin Assessment*** to complete the appropriate evaluation for your role.

Dashboard | Field Experience

**NL STUDENT11** (Intern) ✉

**Placement Details**

**Intern:** NL STUDENT11 ✉  
 Lisa Mozer ✉  
 Brian Morris ✉

**Supervisor(s):** NL Supv01 ✉

**Mentor(s):** NL Mentor06 ✉

**Start Date:** 11/20/2017  
**End Date:** 12/31/2020  
**Status:** Active

[✉ Email All](#)

**Internship Site**  
 Test School-06

**Assessments**

Teacher Prep  
 Competency  
 Appraisal  
 (v201810)\_ECE Demo  
 2017-11-27

**Begin Assessment** ✎

---

**By NL Mentor06**

Teacher Prep  
 Competency  
 Appraisal  
 (v201810)\_ECE Demo  
 2017-11-27

**Assessment Assigned** 📅 01/31/2018

---

**By Lisa Mozer**

**Time Log**

**Required Hours:** 0

Date	Category	Activity	Add'l Info	HH:MM
Total:				0:0

For additional support contact:

Brian Morris, *FEM Placement Coordinator*  
 773-595-6084  
[bmorris8@nl.edu](mailto:bmorris8@nl.edu)

OR

LiveText Support  
 800-311-5656  
[support@livetext.com](mailto:support@livetext.com)